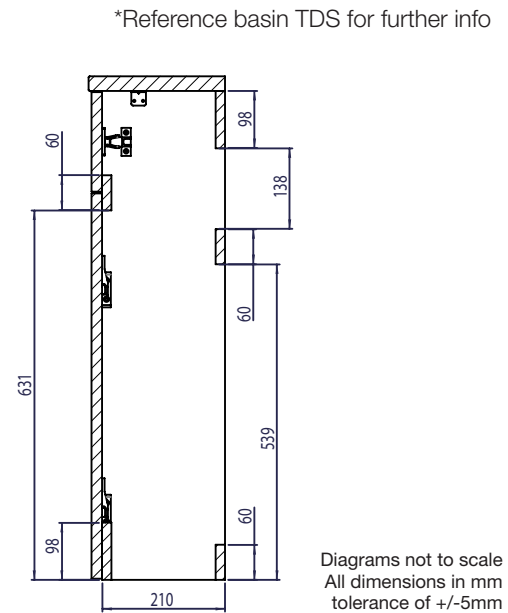
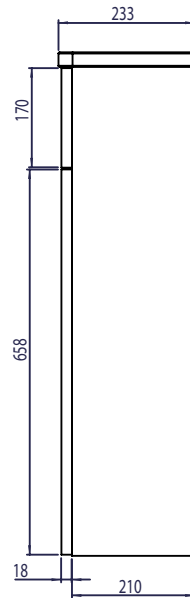
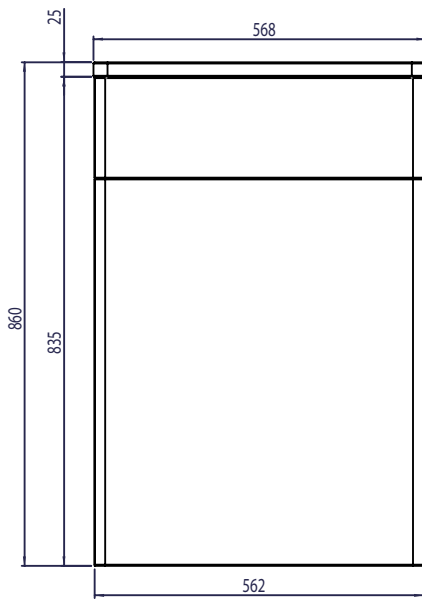


Technical Data Sheet

TAVISTOCK

Q60/ Compass Back To Wall Unit

Whats in the box: 1x BTW unit + Fixings - Codes covered: Q6BTW.x, TABTW.x



Materials

Carcass: 16mm Painted & Melamine Faced MDF

Fascia Components: 18mm Painted MDF

Worktop: 35mm Painted MDF

**Dimensions are subject to change, customers are advised to measure actual product before commencing installation.

***Fixing point dimensions are for guidance only/the positions of wall fixing must be checked when product is received.

FAQs

Q: Can a wall hung frame be used inside the BTW unit?

A: No, see brochure.

Q: Do the fascia's come pre-drilled?

A: No, this must be done to suit the cistern / pan selected.

Q: Are the fascia's removable?

A: Yes, they are on quick release clips.

Q: Is the worktop removable?

A: No, is it fixed in position on an internal bracket.

Q: How do I fix the unit to the wall?

A: You can secure it to the wall drilling through the back brace using the pre-drilled holes.

Q: What flush button can be used for this unit?

A: All Tavistock branded flush buttons are suitable.

Q: What cistern is a suitable size for this unit?

A: All Tavistock branded cisterns are suitable for unit. Non branded products should be checked by installer.

NOTE: Colours unique to Tavistock - No RAL Code available